/ Descriptions

WR0553I ṂṂ Ł SQS ÆṀ ɥ s ǁ ˥ Silicon PNP transistor in a TO-220F Plastic Package.

/ Features

љ WLS455I Й ́

Complement to TIP122F.

/ Applications

ȩ̂ ̂ ʌ I ' ˧ ớ Ầ ʉ ѿ ᶻ

Medium power linear switching applications.

/ Equivalent Circuit

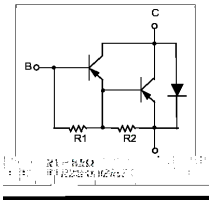

/ Pinning



PIN1 χ Base PIN 2 χ Collector PIN 3 χ Emitter

/ h_{FE} Classifications & Marking

ð м ˥ ب ˝ See Marking Instructions.

v ˜Ω Parameter	˥ N Symbol	˜Ω Ö Rating	D Ĥ Unit
Collector to Base Voltage	V_{CBO}	-100	V

/ Electrical Characteristic Curve

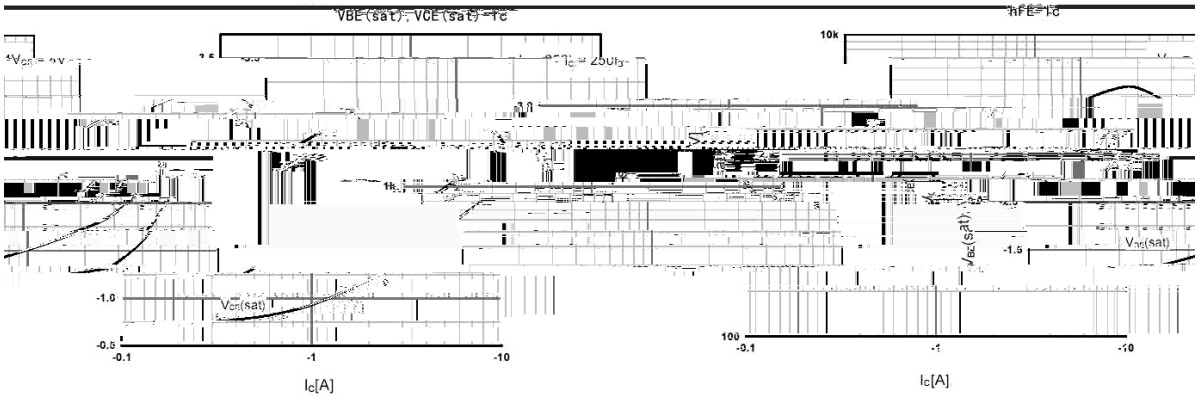

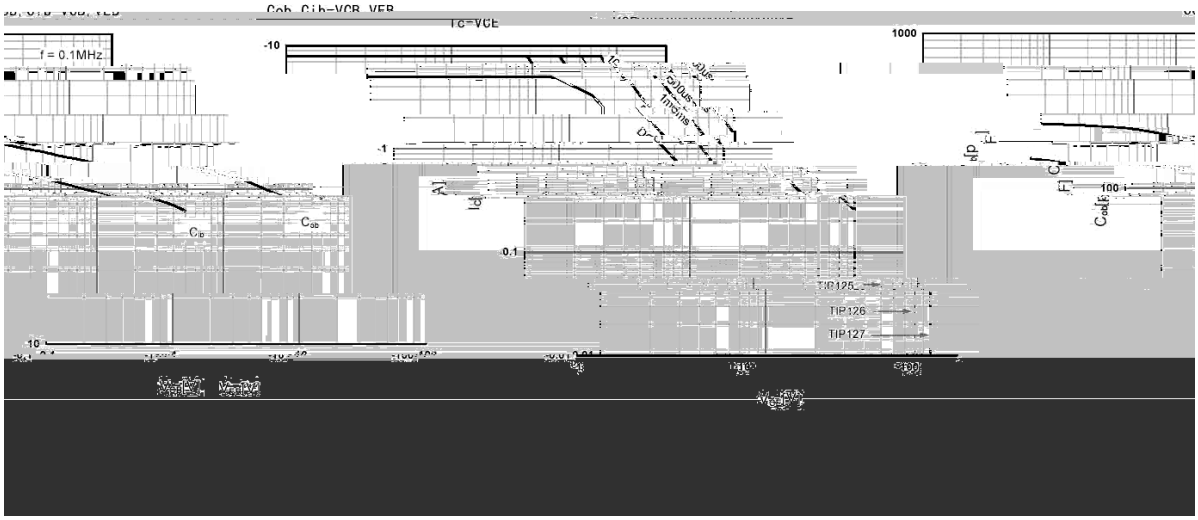

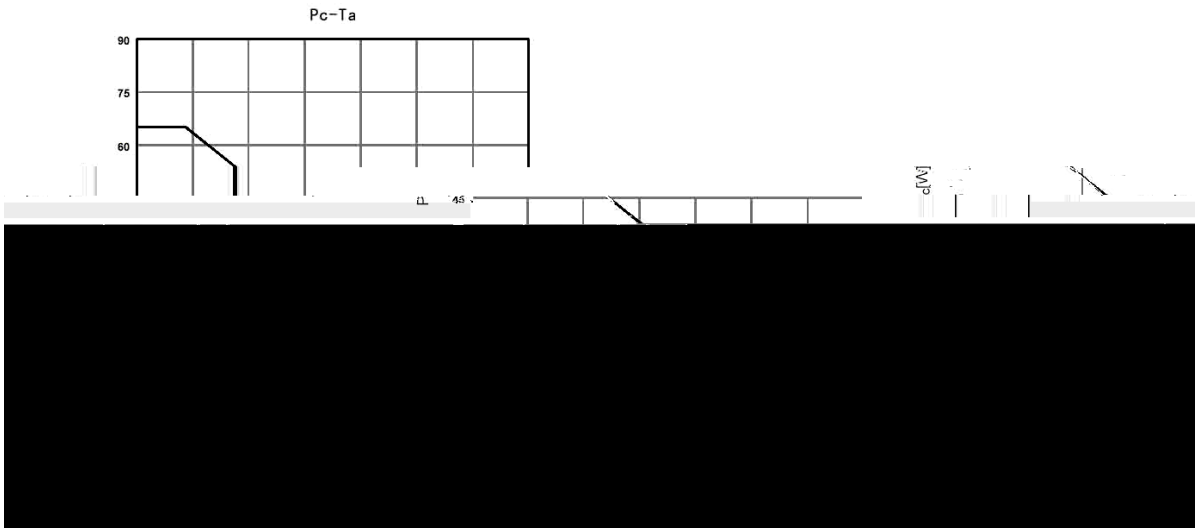

/ Marking Instructions



ب ˝ χ

EU χ ѭ ϡ ᴎ Ɱ

WLS45 : I χ ѭ ϝ ᵝ ʒ ᴺ

---- χ ѭ ⊣ ϝ ŋ̋ ᴺ Ɱ ι ϡ ⊣ ϝ ŋ̋ ᴺ ψ ק

Note:

BR:	Company Code.
TIP127F:	Product Type Code.
****:	Lot No. Code, code change with Lot No.

( ) / Temperature Profile for Dip Soldering(Pb-Free)

ب ˝ χ

1 ٲ ♬ □ ỷ 25 Ḱ 150 ɬ ı ˋH ڑ 60 Ḱ 90sec;

2 Š Ö □ ỷ 255 ° 5 ɬ ı ˋH ڑ ˋY ⺈ ⺮ 5 ° 0.5sec;

3 ì ˙ ⺈ ˛ ɔ ھ ỷ ⺮ 2 Ḱ 10 ɬ /sec.

Note:

1.Preheating:25~150 ɬ , Time:60~90sec.

2.Peak Temp.:255 ° 5 ɬ , Duration:5 ° 0.5sec.

3. Cooling Speed: 2~10 ɬ /sec.

/ Resistance to Soldering Heat Test Conditions

□ ỷ χ 270 ° 5 ɬ ˋH ڑ χ 10 ° 1 sec. Temp:270±5 Time:10±1 sec

/ Packaging SPEC.

ˋQ̣ τ ɣ ᴇ / BULK

Package Type	Units					Dimension (unit mm3)		
	Units/Bag /	Bags/Inner Box /	Units/Inner Box /	Inner Boxes/Outer Box /	Units/Outer Box /	Bag	Inner Box	Outer Box
TO-220F	200	10	2,000	5	10,000	135×190	237×172×102	560×245×195

ˇ ˥ ɣ ᴇ / TUBE

Package Type	Units	Dimension (unit mm3)
	Units/TuUnits/[illegible]@	