/ Revised record

F	2016-3				
G	2019-10-18	1			
H	2019-12-4	2	C_{J1} C_{J2}		
I	2022-6-13	1	±17 V ( ), ±12 ( ) ±17 kV ( ), ±12 kV ( )		

/ Descriptions

SOT23-6 TVS

Low Capacitance TVS Array in a SOT23-6 Plastic Package.

/ Features

4 ESD I/O 0.35pF

4 ESD protection structures, low capacitance for high-speed interfaces, Capacitance I / O channel is not more than 0.35pF,Low clamping voltage, Low operating voltage, suitable for high speed data transmission lines. HF Product.

/ Applications

ESD USB 2.0 IEC 61000-4-2(ESD) ±17KV ( ), ±12KV ( )

ESD protection for high-speed data lines, such as USB 2.0, set-top boxes, monitors and so on. According to IEC 61000-4-2 (ESD) Standard: ± 17KV (air discharge), ± 12KV (contact discharge).

/ Equivalent Circuit

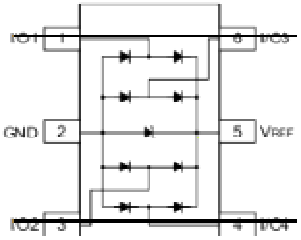

/ Pinning

/ Marking

See Marking Instructions.

Parameter	Symbol	Rating	Unit
Peak Pulse Power (tp = 8/20μs)	P_{PP}	150	W

/ Electrical Characteristic Curve

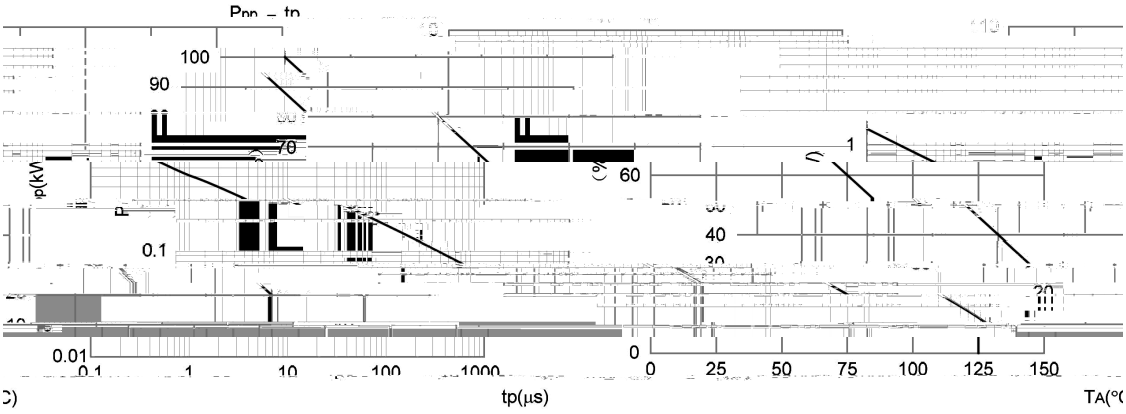

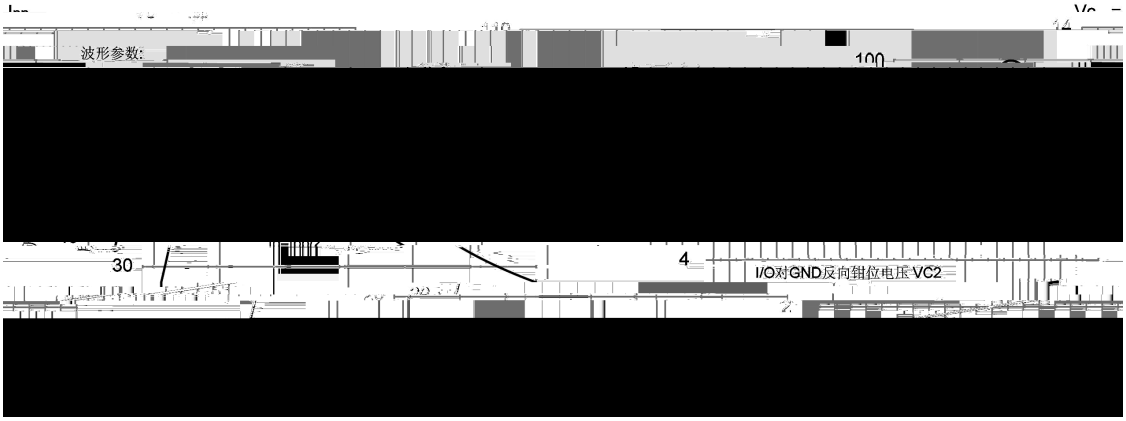



( ) / Temperature Profile for IR Reflow Soldering(Pb-Free)

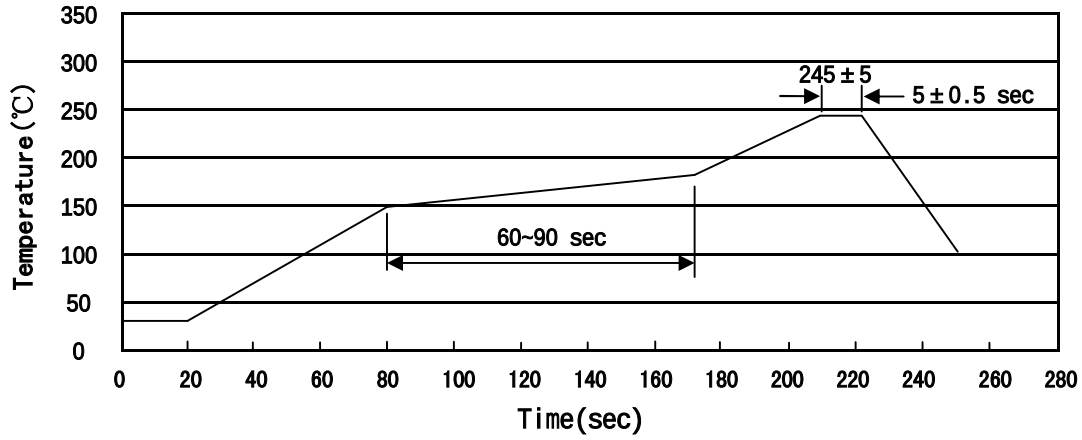

Note:

1 150 180 60 90sec; 1.Preheating:150~180℃, Time:60~90sec.

2 245±5 5±0.5sec; 2.Peak Temp.:245±5℃, Duration:5±0.5sec.

3 2 10℃/sec. 3. Cooling Speed: 2~10℃/sec.

/ Resistance to Soldering Heat Test Conditions

260±5℃ 10±1 sec. Temp.:260±5℃ Time:10±1 sec

/ Packaging SPEC.

/ REEL

Package Type !	Units " # $					Dimension " % & (unit ' mm^3)		
	Units/Reel 只/卷盘	Reels/Inner Box 卷盘/盒	Units/Inner Box 只/盒	Inner Boxes/Outer Box 盒/	Units/Outer Box 只/	Reel	Inner Box (	Outer Box)
SOT23-5/6	3,000	10	30,000	4	120,000	7″ ×8	210×205×205	445×230×435

/ Notices