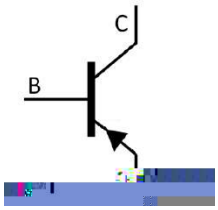
WR0<5 ṂṂ Ḅ SQS ÆṀ ч s ‖ ㄱ

ǎ я ㄡ/ ت ᄃ я ∪ Ӈ/ق ɔ ‖ ژ ɔ ķ Ӈ/ ль PSVD75J Ӆ ´ ņ ғ β

ᵮ ㄡ ɔ я í ɔ ت





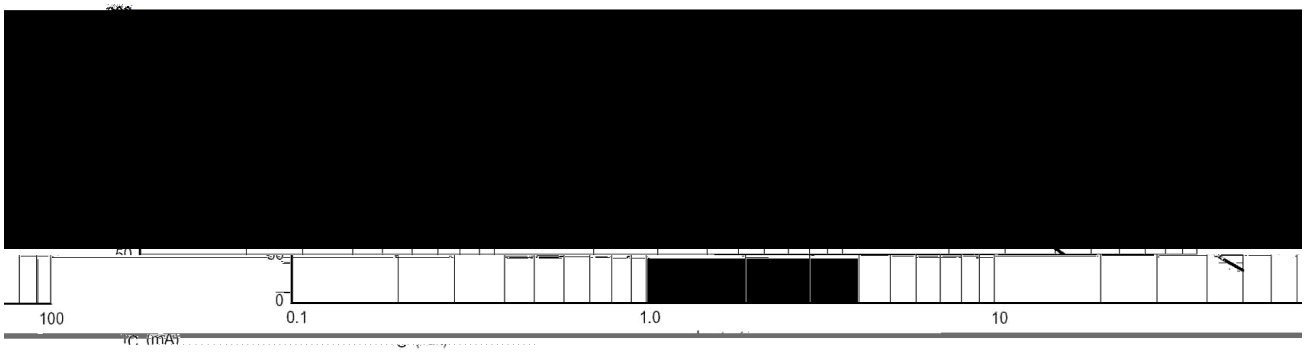
X X X

ν Ϋ́	ϟ N	Ϋ́ Θ	D Ħ
	ł		

ν Ϋ́	ϟ N	⅄ ⌡ ; ⅃	ϣ ή Θ	Ɛ ʒ Θ	ϣ ² Θ	D Ħ

/ Electrical Characteristic Curve


hFE – Ic




Cob – VCB

Cib – VCB

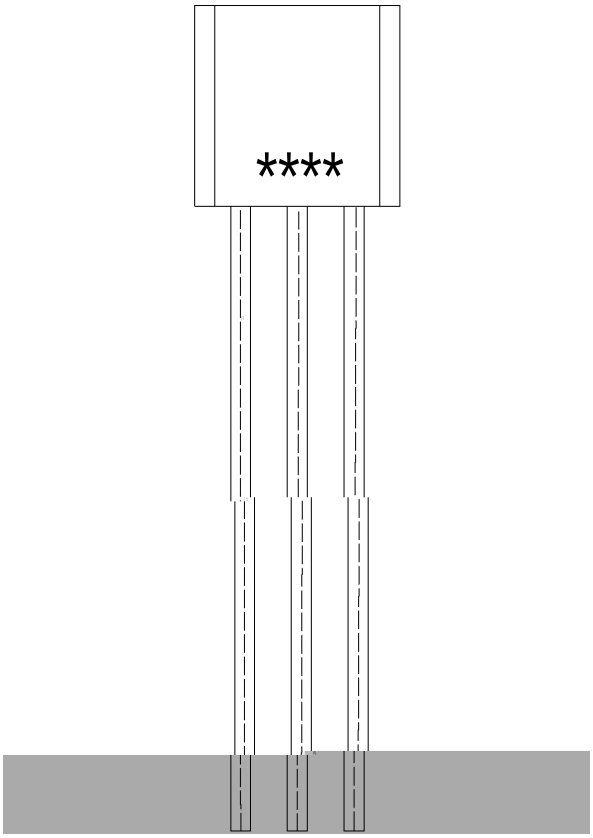
fT – Ic



/ Package Dimensions



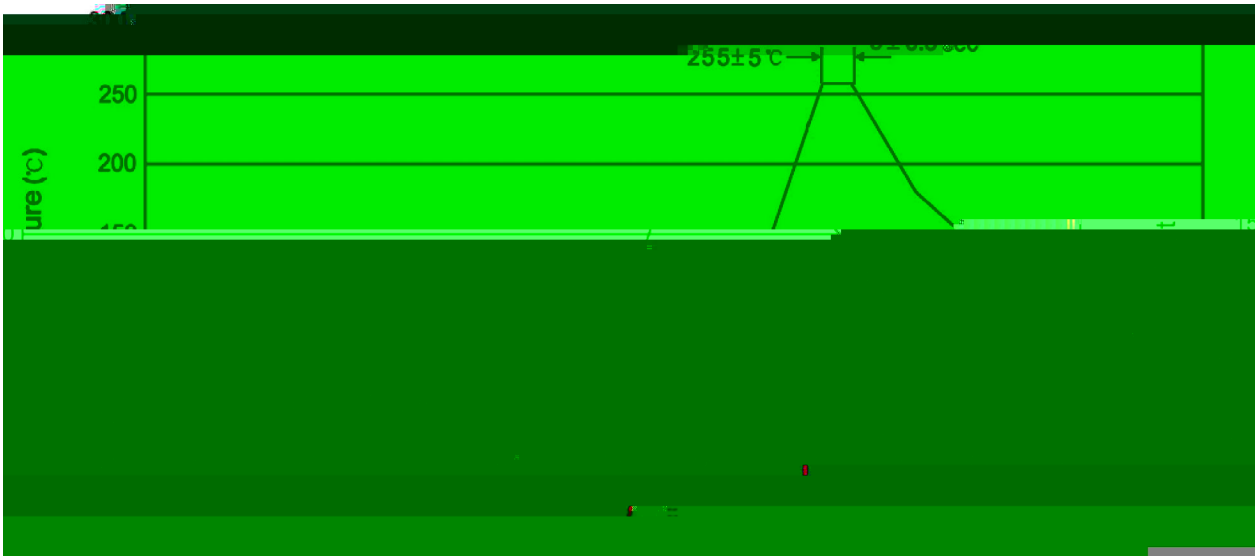
/ Marking Instructions



ب ˝ χ

EU=	ѭ ϗ И Ґ
D<5 χ	ѭ ϳ N Ґ
J=	ѭ ή ғ β Ґ
---- χ	ѭ ı ғ ӈ̋ N Ґ ı ϕ ı ғ ӈ̋ N Ψ ק

( ) / Temperature Profile for Dip Soldering(Pb-Free)



ب ˝ χ

Ĺ ♬ □ ẙ Ḱ ɬ ı ˋH ژ Ḱ ɬ

Š Ө □ ẙ ° ɬ ı ˋH ژ ˋY ﾊ ㎞ ° ° ɬ °

ì ˙ ﾘ ˛ ɔ ﻉ ẙ ㎞ Ḱ ɬ ɬ

/ Resistance to Soldering Heat Test Conditions

□ ẙ χ ° ɬ ˋH ژ χ °

/ Packaging SPEC.

ˊQ ţ ﾚ Ł

	Units/Bag /	Bags/Inner Box /	Units/Inner Box /	Inner Boxes/Outer Box /	Units/Outer Box /	Bag	Inner Box	Outer Box
TO-92	1,000	10	10,000	5	50,000	135×190	237×172×102	560×245×195
	1,000	10	Bag6	re10	T8(600023	T3ag)14(0,590)75(	)13384(237×172×)79(102)75(	)9173(560×245