WR057: ṂṂ Ł ʎ ɹ ɷ ǁ ǜ ɥ ˥

Ḫ ǁ ɔ U * □ ỷ ˧ ̈Ǫ Ḫ ت ᵓ я ں UrKV ɾ ᵝ

ڭ ψ ʰ ψ ḷ ʰ ɔ̣ j ڑ Ă ɔ ◊



X X X

ą̈ ʐ z ł ̣ ʜ ɔ̄ y / h

V ˜Ω	ϟ N	˜ΩΘ	D Ĥ

BRGH25N120D

DATA SHEET

Ĝ D	Ö ƶ ṁ	Ö ƺ 3	Ö ṇ ṁ	Ţ ǀ ; ǁ	N ǀ	Ǫ̈ A
				Ω		

ƒ ƎĄ´E ⅵ ƒ / Electrical Characteristic Curve



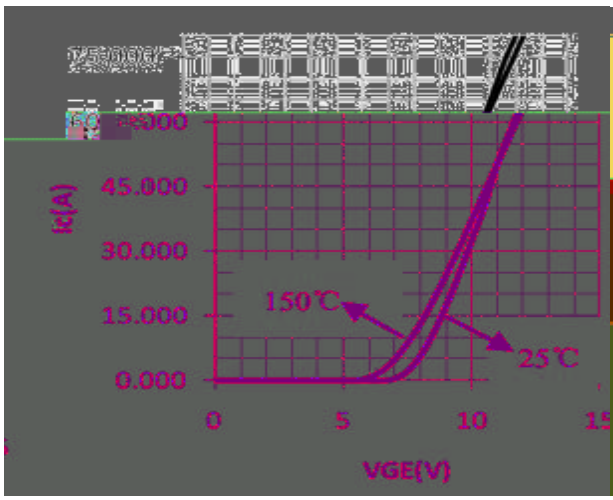



ƒ Ą´E ƒ / Electrical Characteristic Curve

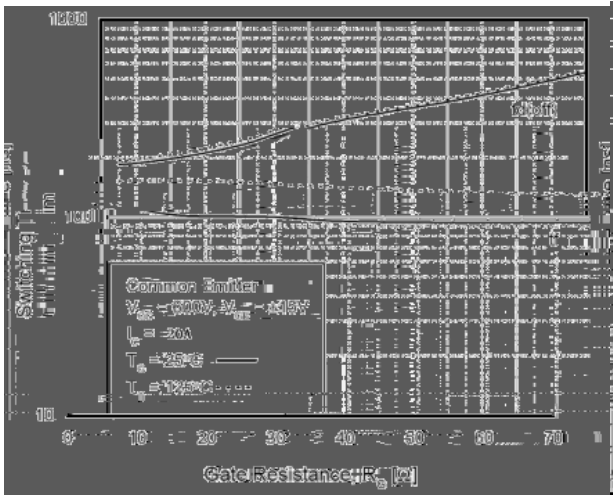



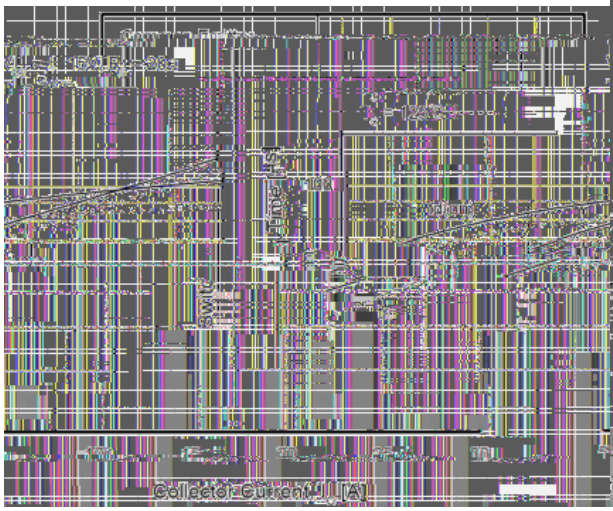





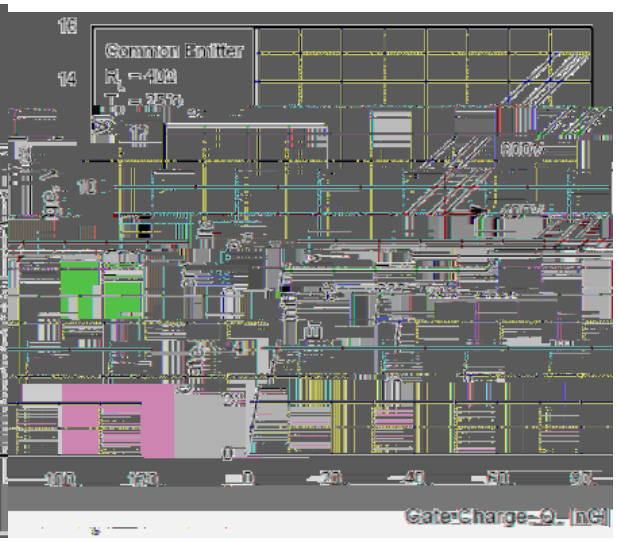

⁝ ƎẶ´E ⅵ ƒ / Electrical Characteristic Curve





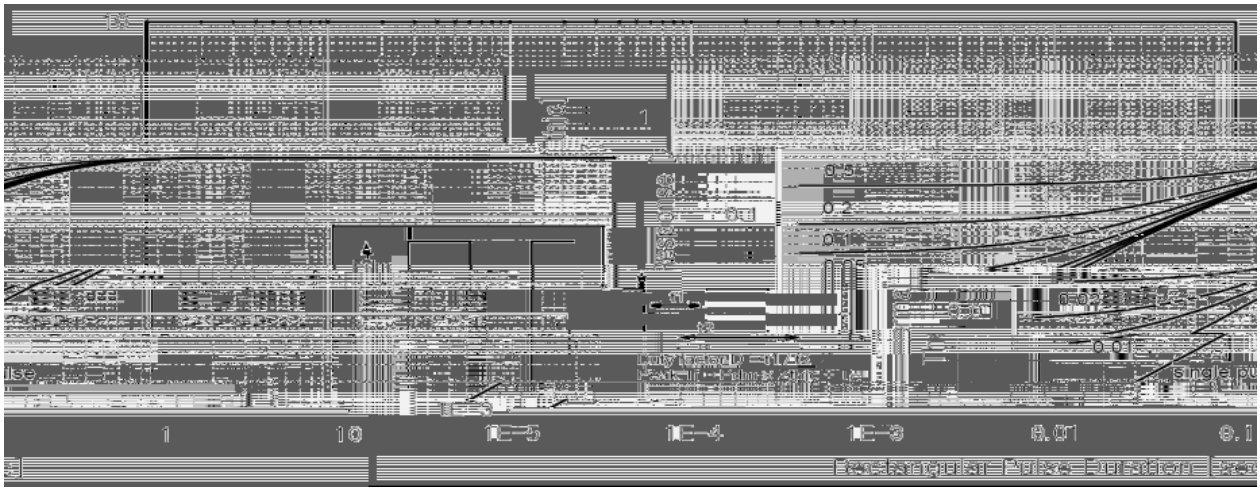

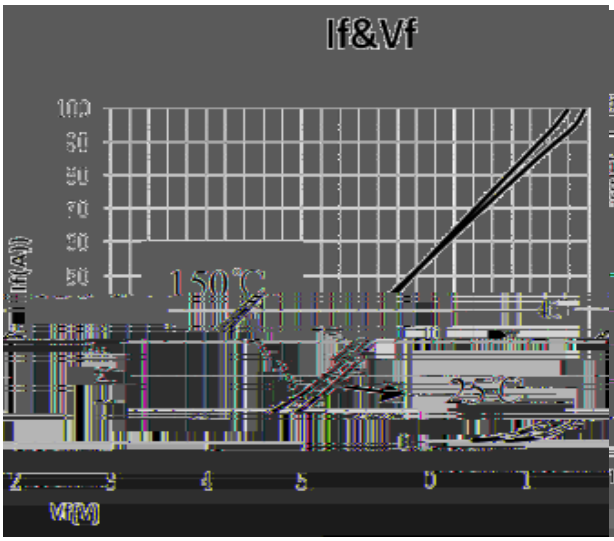

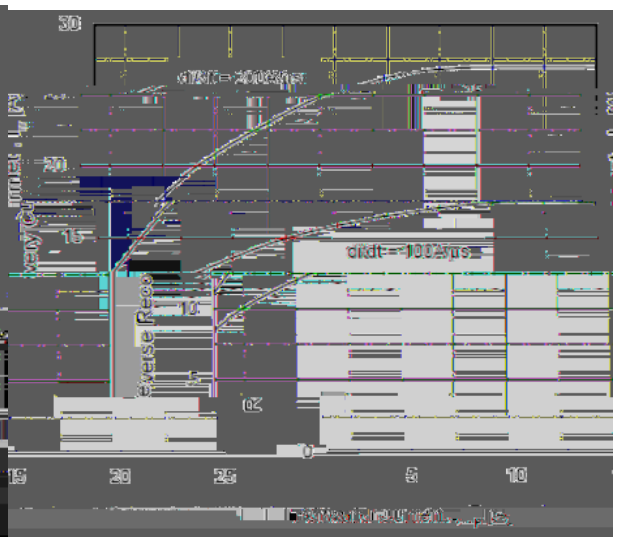

ƒ / Electrical Characteristic Curve

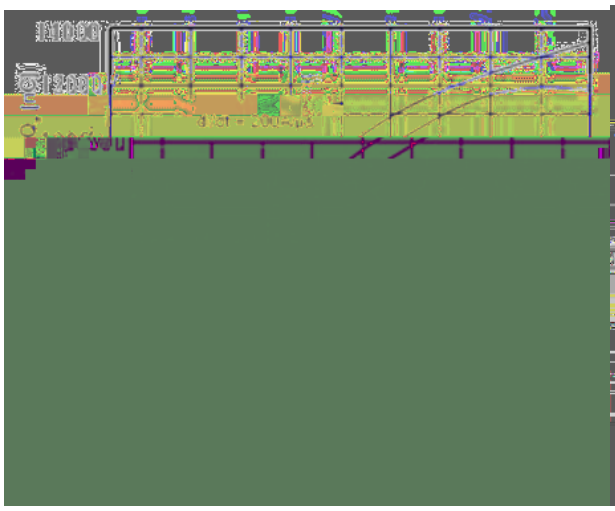



ᵘ Ė Ồ Ļ ʃ / Package Dimensions

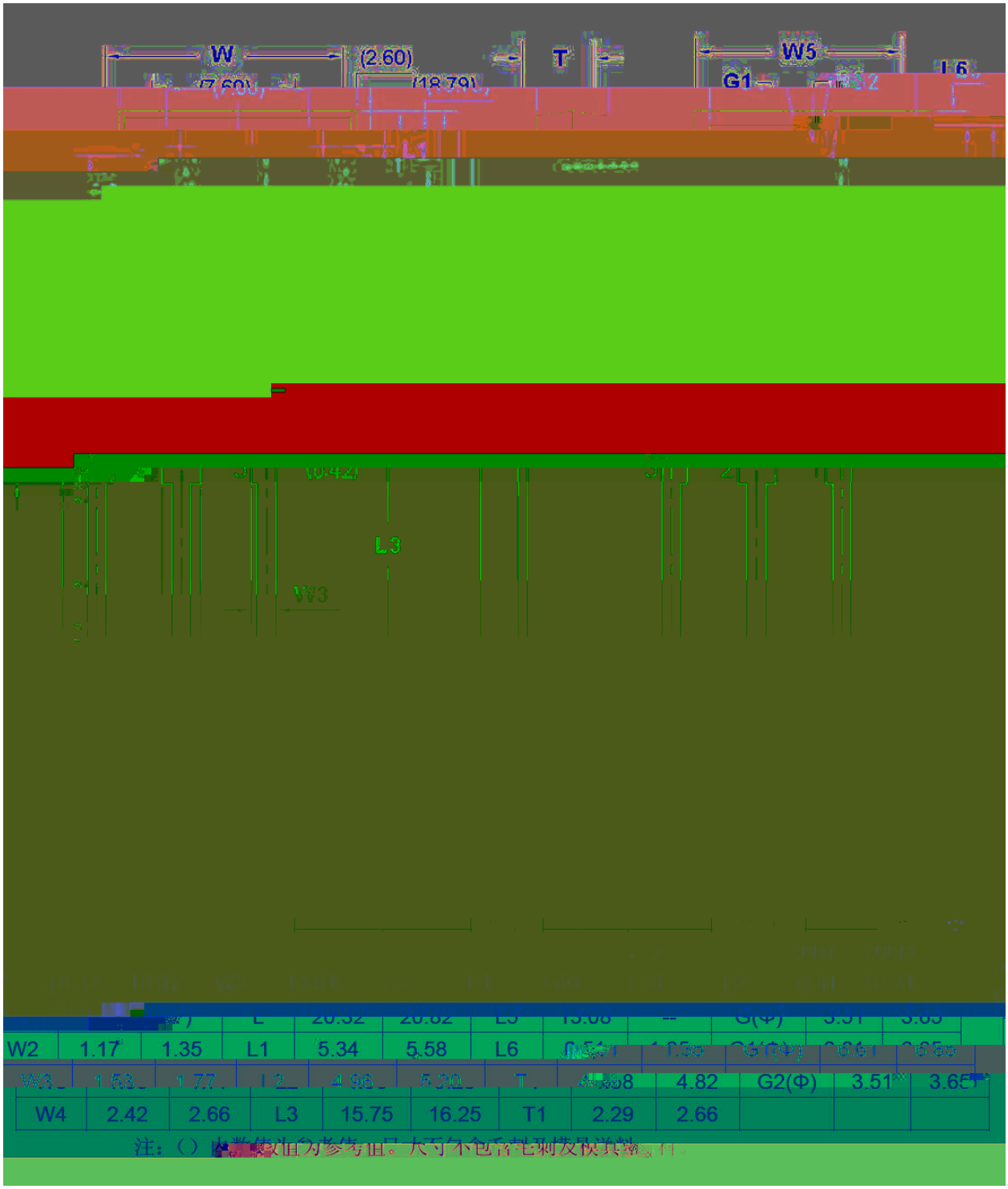

W2	1.17	1.35	L1	5.34	5.58	L6	0.51	1.05	G1(Φ)	3.51	3.65
W3	1.53	1.77	L2	4.96	5.20	T	4.58	4.82	G2(Φ)	3.51	3.65
W4	2.42	2.66	L3	15.75	16.25	T1	2.29	2.66			

注：（）内数值为参考值。尺寸不包含毛刺及模具斜度。

Ł. L̈Ω̣ / Marking Instructions

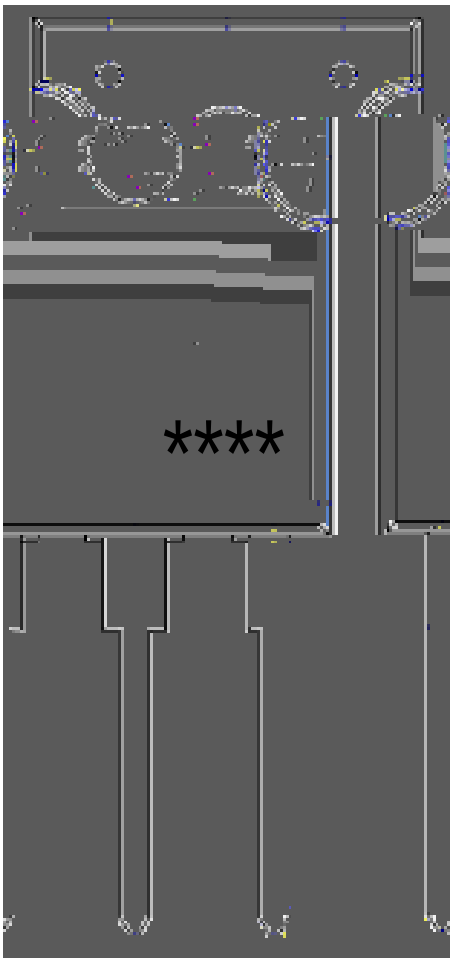

ب ˝ χ

EU=	ѭ ꝝ И Ɱ
J58Q453G χ	ѭ ꞓ β ʒ N
---- χ	ѭ ꞁ ꞓ ŋ̈ N Ɱ ı ɐ ꞁ ꞓ ŋ̈ N Ψ ꝑ

↓ ṣ ╗ ẘ ´E ⅵ ƒ (ᾠ̣ ᴗ) / Temperature Profile for Dip Soldering(Pb-Free)



ب ˝ χ

ĺ ♬ □ ỷ Ḱ ɫ ı ̀H ɮ Ḱ ɫ

Š Ö □ ỷ ° ɫ ı ̀H ɮ ̀Y ⅄ ⌘ ° ° ɫ °

ì ̇ ⅂ ̣ ɔ ⍝ ỷ ⌘ Ḱ ɫ ɫ

⅃ ü ɑ ̄ ̀Y Ţ / Resistance to Soldering Heat Test Conditions

□ ỷ χ ° ɫ ̀H ɮ χ °

ɒ ᴇ ᴄ— / Packaging SPEC.

˘ ˥ ɣ ᴇ

	Units/Tube /	Tubes/Inner Box /	Units/Inner Box /	Inner Boxes/Outer Box /	Units/Outer Box /	Tube	Inner Box	Outer Box