˜Yت / Descriptions

◕ È / Features

$R_{DS(on)}$ C_{rss} AEC-Q101

४ ي / Applications

DC/DC

Л ف ̏ ǭ ̃ ≠ ع / Equivalent Circuit

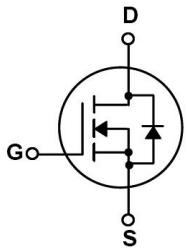

ã ⅄ ʊ̃ / Pinning



Łˌ ʜ ɔ̀ / Marking

⁝ ⁄ ∃ ̃Ạ / Electrical Characteristics(Ta=25 ɹ)

		Ω q				

≠ ∃ Ã´E ∀ ƒ / Electrical Characteristic Curve

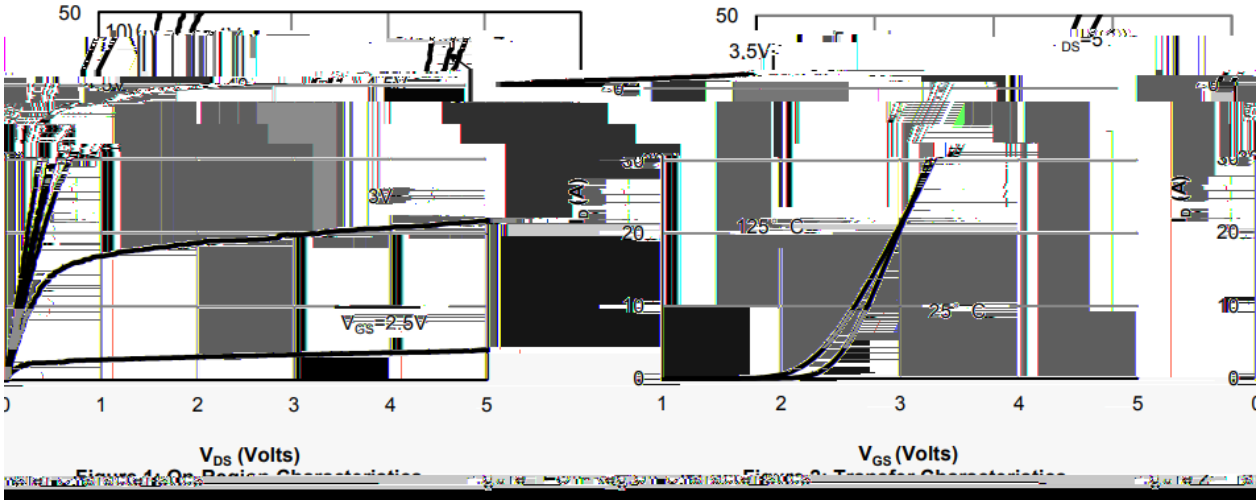

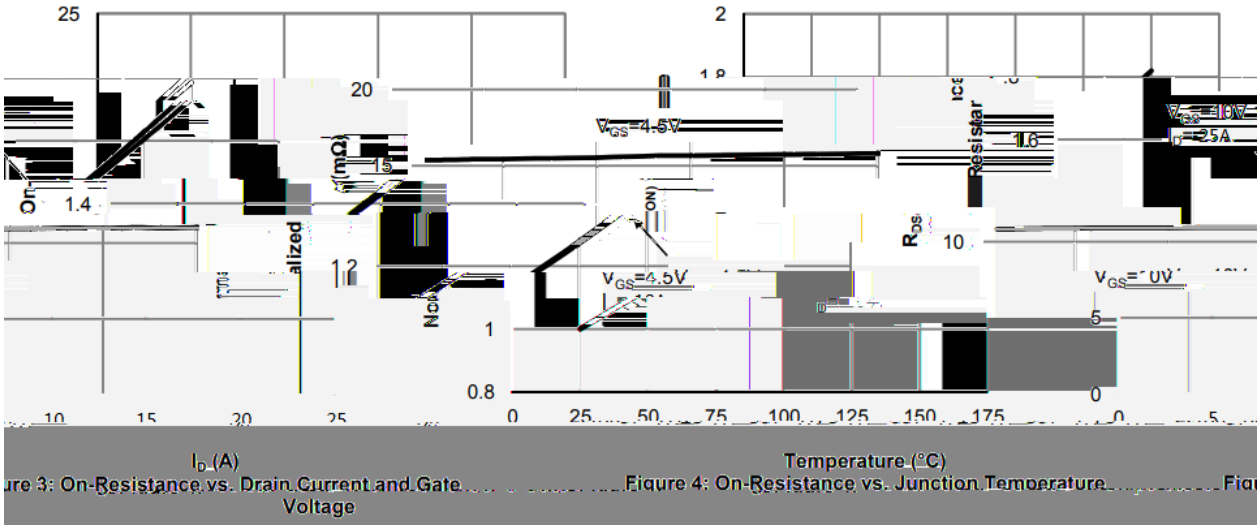

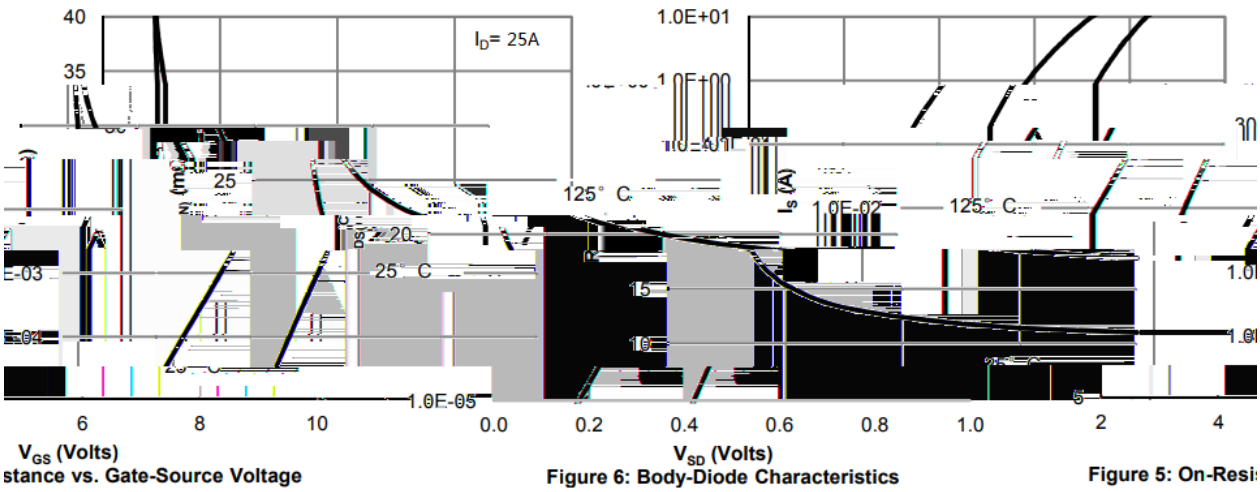

Figure 5: On-Resi

Figure 6: Body-Diode Characteristics

⁝ ∃ ̃Ą ´E ∨ ƒ / Electrical Characteristic Curve

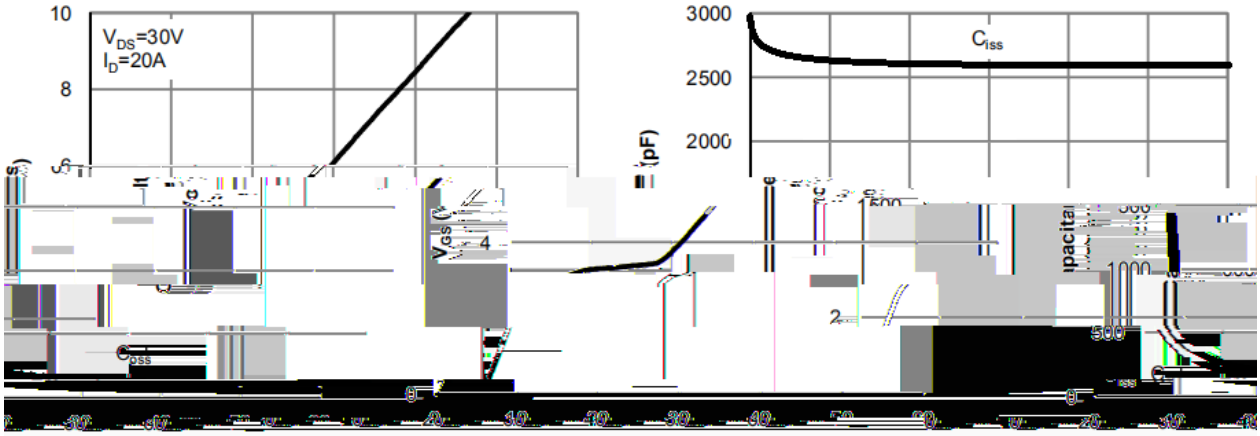

cteristics

Figure 7: Gate-Charge Characteristics

Figure 8: Capacitance Charac



Figure 10: Normalized Maximum Transient Thermal Impedance

ᵘ ĖÒĻ ʃ / Package Dimensions

[redacted]

[redacted]

ł. Ļ'Ω / Marking Instructions

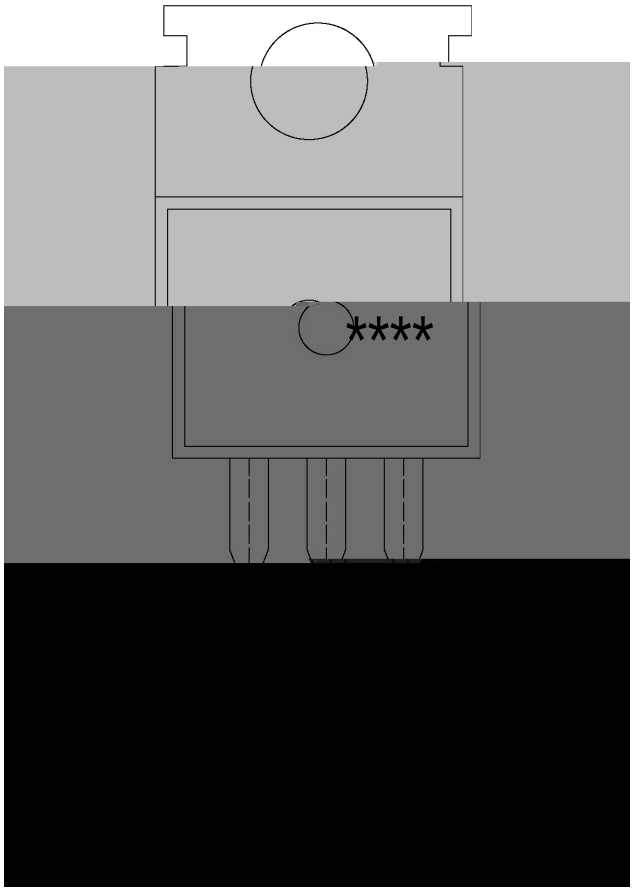

BR

50N06

****

↓ ṣ ╗ ẘ ´E ⅵ ƒ (ᾠ̈ ᴗ) / Temperature Profile for Dip Soldering(Pb-Free)



± ± ± ±

⅃ ǜ ɑ ˝ ˋY Ţ / Resistance to Soldering Heat Test Conditions

± ±

ɒ ⊢ ⊂ — / Packaging SPEC.

	Units/Bag /	Bags/Inner Box /	Units/Inner Box /	Inner Boxes/Outer Box /	Units/Outer Box /	Bag	Inner Box	Outer Box

	Units/Tube /	Tubes/Inner Box /	Units/Inner Box /	Inner Boxes/Outer Box /	Units/Outer Box /	Tube	Inner Box	Outer Box

ä ⅴ ⌊ ̈Ω / Notices