/ Descriptions

SGIQ6Ö60;0 ṂṂŁ ᴥ Q ॐ PRV ʃ, ῲ Ẓ ᵑ
Grxe0h Q0FKDQQH0 PRVIHW Iq d SGIQ6Ö60;0 S0dvwlf Sdfndjh1

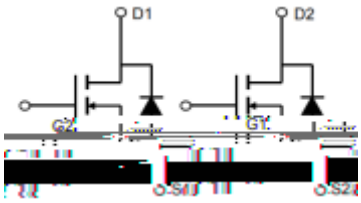
/ Features

V_{DS}=40V I_D=19A
$R_{DS(ON)}$@10V<20mΩ(Typ.18mR)
$R_{DS(ON)}$@4.5V<35mΩ(Typ.24mR)
ῆ ꜰ β HF Product.


/ Applications

ª ℓ ᷉Ω ╚ ı GF2GF ჳ ᷉Ω ʜ
Synchronous Rectification,DC/DC Converter.

/ Equivalent Circuit



/ Pinning



/ Marking

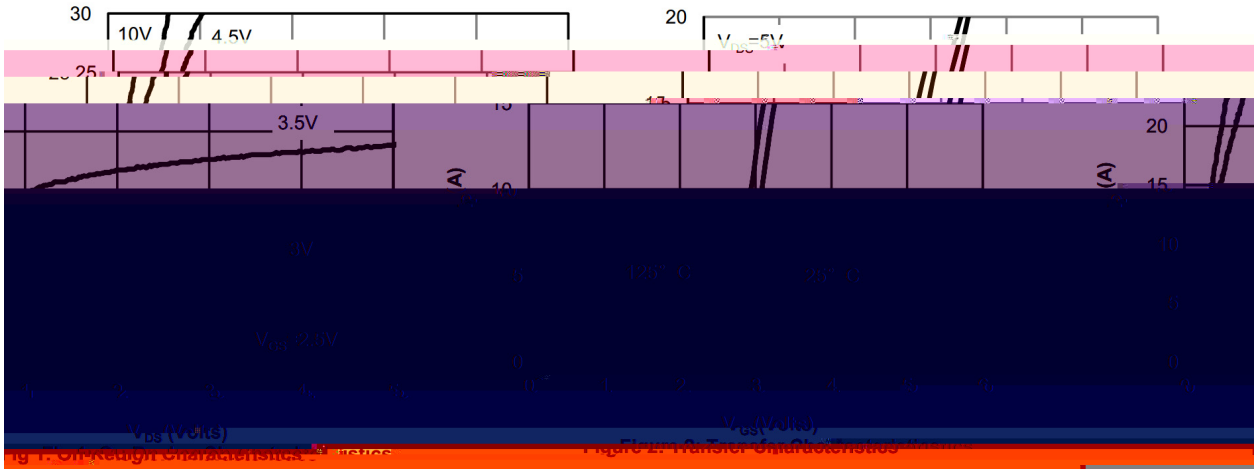
ð м ٦ ب ˝
See Marking Instructions.

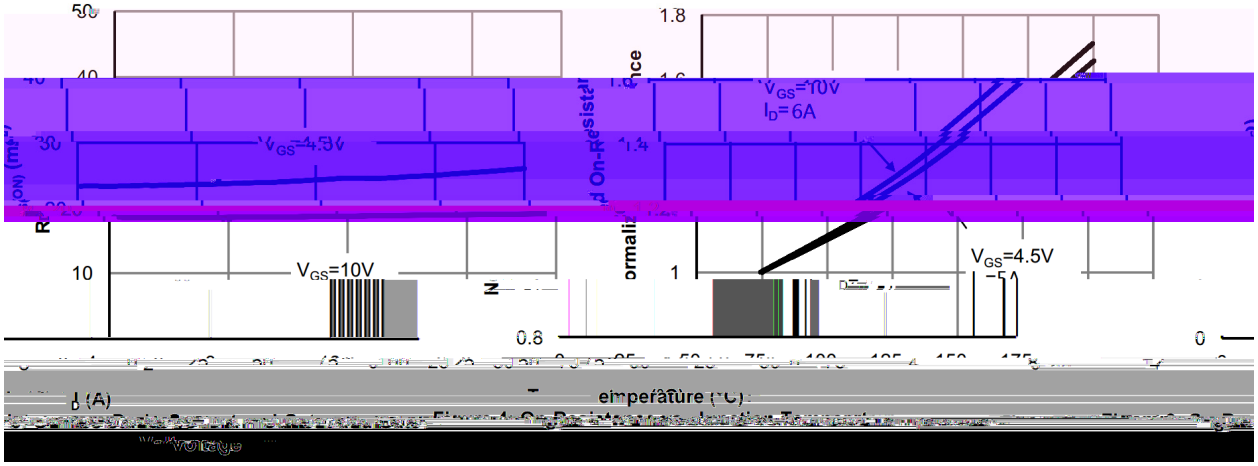
v ″Ω Parameter	ϒ N Symbol	″Ω Θ Rating	D Ч Unit
Drain-Source Voltage	V_{DSS}	40	V
Drain Current	I		


/ Electrical Characteristics(Ta=25)

v ¨Ω Parameter	↑ N Symbol	╨ ;ˆ ţ Test Conditions	ώ ṇ Ö Min	Ɛ ʒ Ö Typ	ώ ² Ö Max	ɒ Ꜧ Unit
Turn-On Delay Time	$t_{d(on)}$	V_{DS}=20V V_{GS}=10V R_L=3.3Ω R_{GEN}=3Ω		6.5		ns
Turn-On Rise Time	t_r			3.7		ns
Turn-Off Delay Time	$t_{d(off)}$			18.2		ns
Turn-Off Fall Time	t_f			7.1		ns

/ Electrical Characteristic Curve

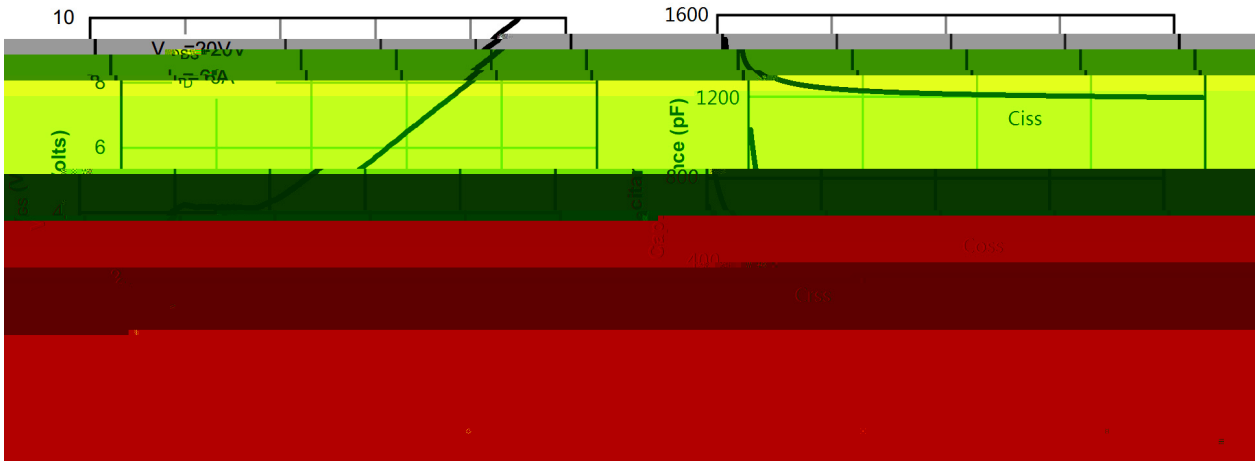






5: On-Resistance vs. Gate-Source Voltage Figure

N- / N-CHANNEL Electrical Characteristic Curve



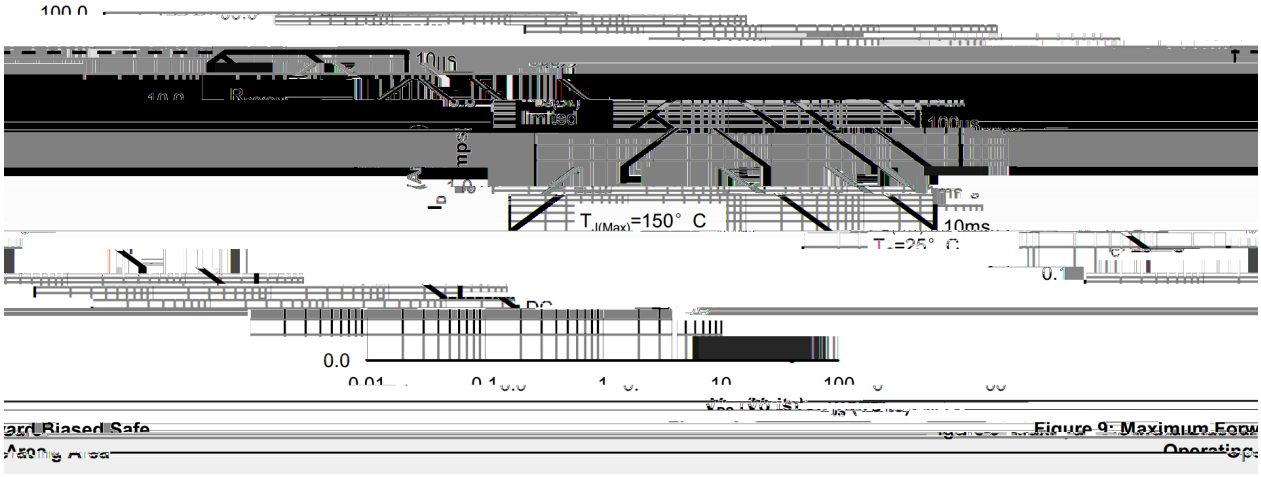

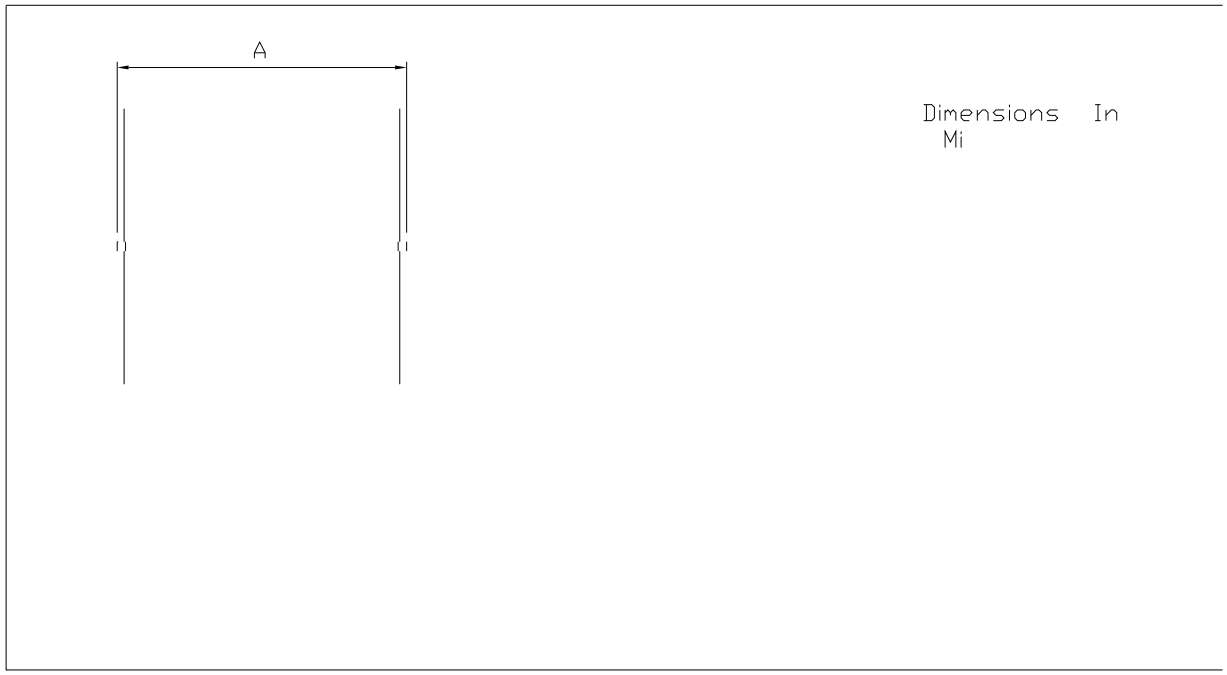


Figure 9: Maximum Forw



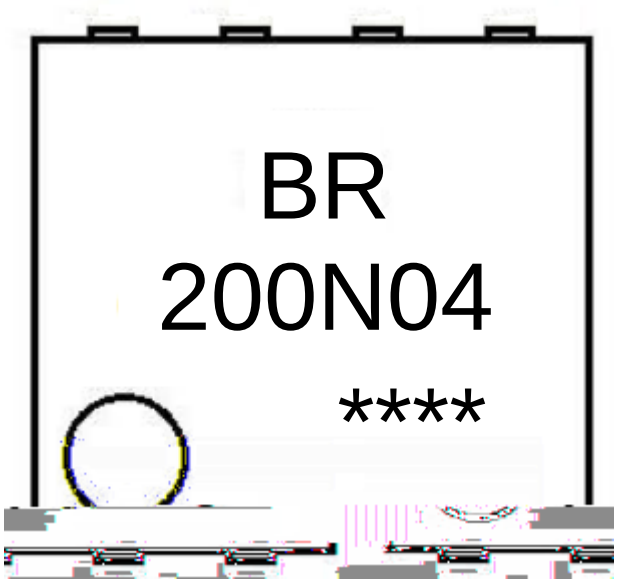
/ Package Dimensions

PDFN3X3-8L Unit:mm



Rev.00 202011

/ Marking Instructions



ِ ˝ χ	
BR χ	ѭ ϗ Ͷ Ґ
200N04 χ	ѭ ϳ ᴺ Ґ
---- χ	ѭ ɨ ғ ӈ ᴺ Ґ ɪ ɕ ɨ ғ ӈ ᴺ Ψ ϙ

Note:

BR:	Company Code
200N04:	Product Type Code
****:	Lot No. Code, code change with Lot No

BRCS200N04YA

Rev.A May.-2023