"Y / Descriptions

BRCL4058MME-4.2 30V OVP 500mA
/
BRCL4058MME-4.2 P-MOSFET

4.2V
BRCL4058MME-4.2 0.1uA
BRCL4058MME-4.2
BRCL4058MME-4.2 USB

/ Features

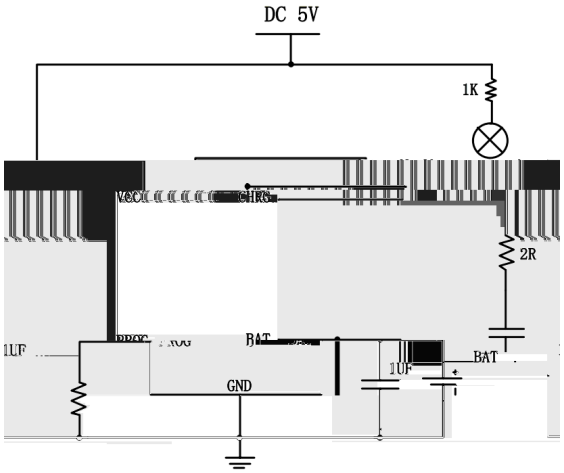
30V
6.8V OVP
30mA-500mA
/
±1%
2.8V
C/10

BAT
SOT23-5
RoHS

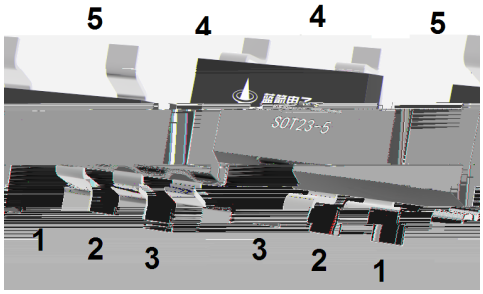
/ Applications


GPS

/ Application Circuit



ã ﾒ / Pinning





PIN Num.	Symbol	Function
1	CHRG	
2	GND	
3	BAT	
4	VCC	
5	PROG	

ώ ̈ Ξ ̃Ą / Absolute Maximum Ratings(Ta=25)

PARAMETER	SYMBOL	RATINGS	UNITS
VCC/CHRG Pin Voltage	$V_{VCC/CHRG}$	-0.3~30	V
BAT Pin Voltage	V_{BAT}	-5~13	
PROG Pin Voltage	V_{PROG}	-0.3~6	
Operating Ambient Temperature Range	T_{OP}	-40~+85	°C
Storage Temperature	T_{stg}	-55~+150	°C
Lead Temperature (Soldering, 10s)	T_{solder}	260	°C
Junction-to-Ambient	$R_{\theta JA}$	240	/W
ESD	HBM	2000	V
	MM	200	V


≠ ﾉ Ξ ̃Ą / Electrical Characteristics(Ta=25)

PARAMETER	SYMBOL	CONDITIONS	MIN	TYP	MAX	UNITS
Input Supply Voltage	V_{CC}			5.0		V
Maximum of Input Supply Voltage	V_{CC_MAX}				30	V
Input Over-Voltage Protection Voltage	V_{OVP}	V_{CC} from Low to High		6.8		V

PARAMETER	SYMBOL	CONDITIONS	MIN	TYP	MAX	UNITS
Input Power Supply OVP Hysteresis Voltage	V_{OVP_HYS}			500		mV
Input Power Supply Current	I_{CC}	Charging mode (R_{PROG}=10K)		300		μA
		Standby mode, charging terminated		100		μA
		Shutdown mode (R_{PROG} not connected, V_{CC}<V_{BAT} or V_{CC} V_{UV})		60		μA

≠ ∧∃Å

PARAMETER	SYMBOL	CONDITIONS	MIN	TYP	MAX	UNITS
Recharge Comparator Filtering Time	$T_{RECHARG}$	V_{BAT} from High to Low		1		mS
Terminate the comparator filtering time	T_{TERM}	I_{BAT} drop to below I_{CHARGE}/10		2.5		mS
PROG pin pull-up current	I_{PROG}			0.3		μA



ה ׳"Yש

BRCL4058MME-4.2 /

500mA BRCL4058MME-4.2

n ﾉﾞYت / Function description

ﾛﾟ

140

BRCL4058MME-4.2

BRCL4058MME-4.2

Pﾟﾍ4

VCC

UVLO VCC 200mV

ゥnȳū

R_{PROG} PROG

BRCL4058MME-4.2 0.1μA 60μA

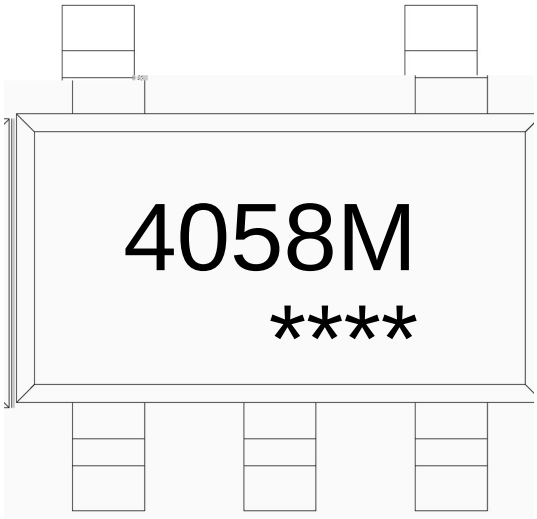
ﾞnqﾋn

BRCL4058MME-4.2 1ms BAT

V_{RECHRG}

CHRG

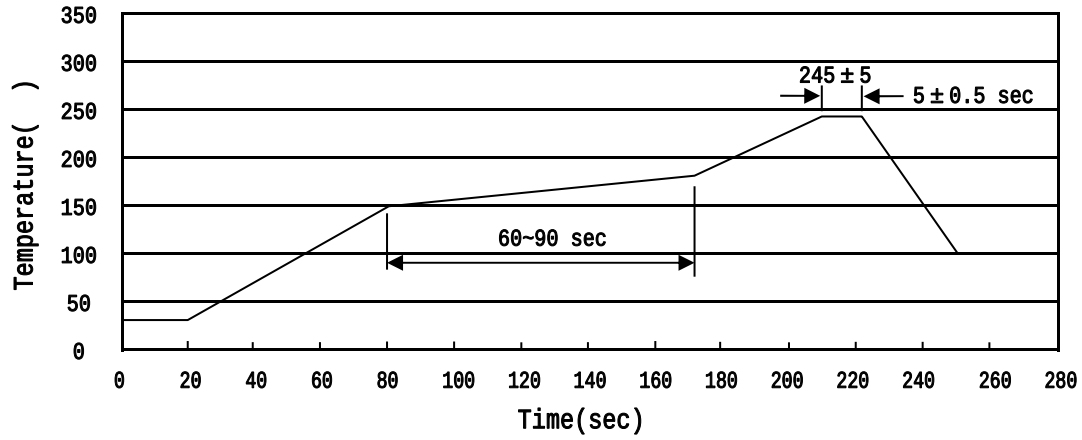
ł. Ļ‴Ω / Marking Instructions



4058M

****

ⅷ ∫ ╕ẃ´E ⅵ ƒ (ᾠ ƨ) / Wh p shudwxuh Suril oh i ru LU Uhi o r z Vr oghulq j +Se0 luhh,



Note:

1		150	180		60	90sec;	1.Preheating:150~180 , Time:60~90sec.
2		245±5				5±0.5sec;	2.Peak Temp.:245±5 , Duration:5±0.5sec.
3				2	10	/sec.	3. Cooling Speed: 2~10 /sec.

ⅎ ü q ‾ `Y Ţ / Resistance to Soldering Heat Test Conditions

260±5	10±1 sec.	Temp.:260±5	Time:10±1 sec

ɒ Ŀ ≮— / Packaging SPEC.

/ REEL

Package Type	Units					Dimension		(unit Ж mm³)
	Units/Reel ن / ‾	Reels/Inner Box ‾ /	Units/Inner Box ن /	Inner Boxes/Outer Box /	Units/Outer Box ن /	Reel	Inner Box	Outer Box
SOT23-5/6	3,000	10	30,000	4	120,000	7 ×8	210×205×205	445×435×230

ä ⅴ ŗ Ω / Notices