F	2018-4				
G	2018-10-22				
H	2019-1-09	1			
I	2019-6-13				
J	2022-1-10				

SOP-8 P MOS

>&?)$%% @#=%)$%3 5 %*#A4B #C@ @B#=// 3*#E2$%0@0*42#@%#$#8F>&G#>@$0*@3#>$3H$I !#

6J8&6L#G я n

# >$2$5 * 2#	# 8Z514@#	# $*D%I#	#]%D*#
J2$D%&84V23 #64@*$I #	6J88#	&M(#	6#
7$* &84V23 #64@*$I #	6788#	P':#	6#
?4%*D%V4V0#J2$D%#?V22 %*O#	<J#KE$9':^?L#	&N'#	O#
?4%*D%V4V0#J2$D%#?V22 %*O#	<J#KE$9\(^?L#	&N(#	O#

# # # # # #
>$2$5 * 2# 8Z514@# E 0*#?4%B0*04%0# A0%# EZ+# A$`#

/ Electrical Characteristic Curve#

#

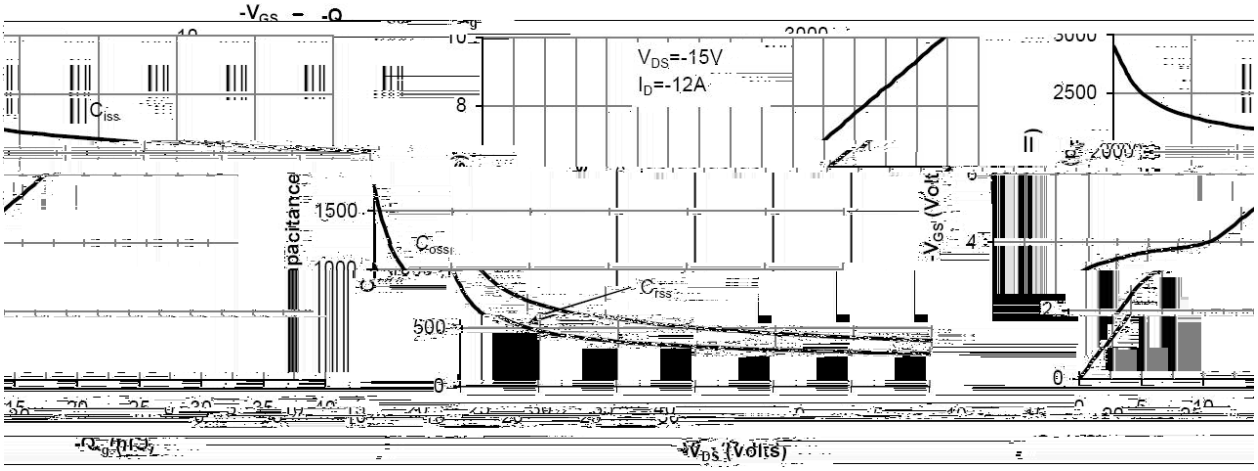

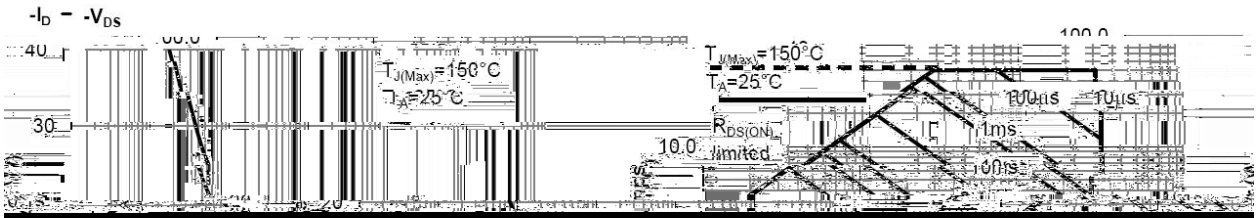

/ Package Dimensions



/ Marking Instructions



Y # # #

SS(\ # # #

IIII # # #

Q4* ,#

Y ,## # ?45+$%Z#?4B !#

SS(\,# # >24BV3*#EZ+ #

IIII,## # c4*#Q4!#?4B W#34B #3)$%I #.D*)#c4*#Q4!#

( ) / Temperature Profile for IR Reflow Soldering(Pb-Free)

Q4* ,#

N N:(NG([(j(0 3;# # # N!>2) $*D%I,N:(mNG(℃W#ED5 ,[(mj(0 3!#

' 'S:±: :±(!:0 3;# # '!> $H#E 5+!,'S:±:℃W#JV2$*D4%,:±(!:0 3!#

M ' N(℃-0 3!# # # # M! ?44@D%I#8+!> d !X