"Yش / Descriptions

TO-220F ṂṂ Ł ɔ я ɲ ʗQ ʜ Voltage Regulator in a TO-220F Plastic Package.

◕ È / Features

s ㄐ ㄐ я ɲ ʗQ ʜ ı ڑ ɔ ╚ح ڑ 1.5A, ภ ֆ ص ♬ 3 ï ¤ ˜ ث ن

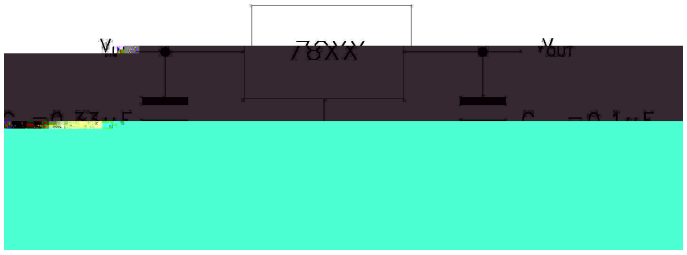
3-Terminal regulators ,output current up to 1.5A, internal thermal overload protection and short-circuit limiting.

४ ڍ / Applications

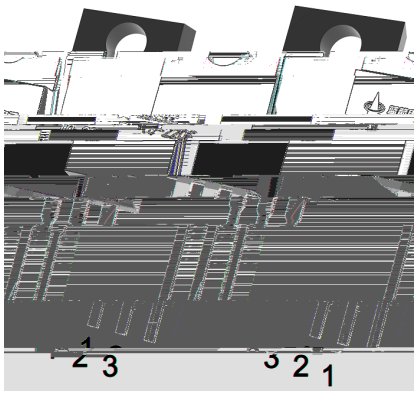
ɔ я ɲ ʗQ ʜ

Voltage Regulator.

ภ ق ǫ̈ ǫ̈ ≠ ع / ẓ ४ ≠ ع / Equivalent Circuit or Application Circuit



ã ɻ ŭ̃ / Pinning



PIN1 χ IN PIN 2 χ GND PIN 3 χ OUT

ł. ʜ ɹ̀ / Marking

ŏ м ㄐ ب ˝


See Marking Instructions.

v ̈Ω Parameter	ϒ N Symbol	̈Ω Ö Rating	D Ч Unit
Input voltage	V_I	35	V
Thernal Resistance Junction-ambient	R_{JA}	60	/W
Thernal Resistance Junction-case	R_{JC}	5.0	/W
Operating Temperature Range	T_{OPR}	-40 125	
Storage temperature range	T_{stg}	-65 150	


v ̈Ω Parameter	ϒ N Symbol	‗ ;ˆ Ţ Test Conditions	ω ņ Ö Min	Ɛ ʒ Ö Typ	ω ² Ö Max	D Ч Unit
Output voltage	V_O	T_j=25	14.4	15	15.6	V
		V_i=17.5V-30V Io=5.0mA-1.0A PD 15W	14.25	15	15.75	V
Load Regulation	Vo	T_j=25 Io=5.0mA-1.5A			300	mV
		T_j=25 Io=250mA-750mA			150	mV
Line regulation	Vo	T_j=25 V_i=17.5V-30V			300	mV
		T_j=25 V_i=20V-26V			150	mV
Quiescent Current	Iq	T_j=25			8.0	mA
Quiescent Current Change	Iq	V_i=17.5V-30V			1.0	mA
		Io=5.0mA-1.0A			0.5	mA
Output Voltage Drift	Vo/ T	Io=5.0mA		-1.0		mV/
Output Noise Voltage	eN	B=10Hz-100KHz T_j=25		90		V/Vo
Supply Voltage Rejection	SVR	V_i=18.5V-28.5V f=120Hz	54			dB
Dropout Voltage	Vd	Io=1A T_j=25		2.0		V
Output Resistance	Ro	f=1.0KHz		19		m

≠ ∃ ̃Ạ ́E ∀ ∫

ᵘ ĖÒĻ ʃ / Package Dimensions



ł. Ļ Ω / Marking Instructions



ب ˝ χ	
EU χ	ᵻ ϛ ᴎ Ꮁ
: ; 48 l χ	ᵻ ғ β ʒ ᴺ
---- χ	ᵻ ł ғ ӈ ᴺ Ꮁ ı ɕ ł ғ ӈ ᴺ Ψ ק

Note:

BR:	Company Code
7815F:	Product Type
****:	Lot No. Code, code change with Lot No